



Hachioji City

2020 Edition

Dec. 2019 - Jan. 2021

英語版

English Version

Supplementary guide for Refuse/Recyclable Items Collection Calendar

Supplementary Guide (English Version)

This guide helps readers to understand the calendar.
Please use this guide together with the Japanese calendar.

Contents

Important Notices	P2
English description	P3
How to Dispose of Refuse and Recycling Materials	P4 ~ P8
How to Dispose of Bulky Refuse	P9 ~ P11
Diapers and Volunteer Bags	P12
Refuse Not Accepted by the City	P13
Contact	P14

"Kururi",
Mascot of Recycling



We're honored to be **No.1 in Japan** for
having the least trash per person per day
(for cities with over 500,000 people).
(measured in 2017)

Help us keep it up by reducing and separating waste.

To make a reservation for **collection** of bulky refuse,
or for other inquiries about refuse and recyclables
contact the Refuse General Consultation Center.



ナビダイヤル®

0570-550-530

If you cannot use Navi Dial, please call ☎042-696-5377.

Please throw garbage in the designated garbage bags!!

! Garbage bags that are not for Hachioji will not be collected !

Burnable refuse

Kitchen refuse



Used lunch box containers




Cigarettes



Plastic toys



Stationeries



Shoes / bags / belts



Plastic bags for burnable refuse



For more information, please refer to page 5.

Non-burnable refuse

Metal



Glass



Earthenware



Plastic bags for non-burnable refuse



For more information, please refer to page 6.

Garbage collection dates are different for each wards. Please refer to your ward's garbage collection calendar (Japanese ver.)



Please purchase garbage bags for combustible trash and incombustible trash at a supermarket or convenience store.



For more information on where to place your garbage, how to categorize your trash, etc., please refer to page 4.

English Description

Burnable Refuse



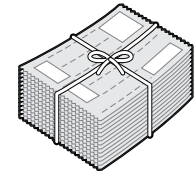
Plastic Containers



Empty Cans



Newspapers



Non-burnable Refuse



Empty PET Bottles



Bottles



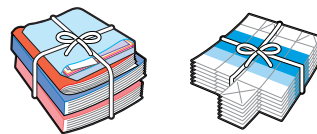
Used Clothing



Toxic refuse such as spray cans



Magazines, Milk Carton, and Other Misc. Paper Scrap




Cardboard




Please use the bags designated by the city of Hachioji for burnable and non-burnable refuse. Any refuse put in other bags will not be collected.

Designated bags for burnable refuse



Designated bags for non-burnable refuse



◎Types and price of designated bags ※per a pack of 10 bags

	X-Small (5L) 420mm x 180mm	Small (10L) 500mm x 260mm	Medium (20L) 600mm x 350mm	Large (40L) 750mm x 450mm
Burnable Only (Blue)	¥90	¥180	¥370	¥750
Non-Burnable Only (Yellow)	¥90	¥180	¥370	¥750

- ◎ The designated collection bags can be purchased at retail stores with an indicating sticker or an advertising flag.
- ◎ Large bags (40L) are sold individually as well (¥75/bag) at some stores. For more details, please see official website of Hachioji city, or contact Refuse Reduction Control Section. (☎042-620-7256)

八王子市袋取扱店



Dispose on the designated day at the designated place.

Please dispose of refuse according to the separation rules. Please dispose of refuse **before 8:30 a.m. on the collection day.**

Collection time may be delayed due to traffic conditions or amount of refuse. Refuse disposed after the collection time will not be collected. Your cooperation would be appreciated.

Place to dispose of refuse

Those who live in an individual house



Please dispose of items inside the property alongside the road.

Those who live in a housing complex



Please dispose of items at the designated collection site.

It is a principle for enterprises to dispose of refuse by themselves

Business refuse must not be disposed of as household refuse.

Please dispose through making a contract with a collecting company. Also, burnable non-industrial refuse can be directly brought into disposing facilities (refer to page 11). Disposal cost: ¥350 per 10kg

※Non-burnable (industrial refuse) cannot be accepted at the municipal disposing facilities.

Concerning business refuse of small amount

The office where the amount of emission is small (See below) can use the collection system of the city (Registration system).

	Single pickup amount	Frequency of collection
Burnable	40litters or less	Twice a week
Non-burnable	80litters or less	Once every two weeks
Toxic Refuse	Up to one non-burnable garbage bagful	
Paper	cardboard, magazines, paper, paper containers	Up to two bundles of each type
	newspapers	Up to two bundles

For more details, please refer to the Hachioji City website, or contact the Trash Reduction Department (☎042-620-7256)

Business Burnable Refuse Bag



Business Non-Burnable Refuse Bag



Types and price of designated bags ※per a pack of 10 bags

	10L	20L
Burnable	¥650	¥1,300
Non-burnable		¥1,300

Please take refuse to your designated collection place by **8:30 a.m.** of the collection day.

Major burnable refuse

Kitchen refuse, Seashells

Adhesive Bandages, Sanitary Items

Dirty paper, paper with odor, detergent boxes, thermal paper

Desiccants, Disposable Body Warmer, Refrigerant

Paper containers (cup noodles, yoghurt, etc.) Paper Cups & Plates, wrap cores, etc.

※Items with waterproofing cannot be recycled as paper.

Wood Pieces

Sheets for Pets. Sand Litter

Dispose in the blue bag designated for burnable refuse.

Disposal Notes

- ※Drain water from kitchen garbage before disposal.
- ※Tie up the bag at the top.
- ※Please make sure that sharp objects such as bamboo skewers do not stick out of the bag.
- ※Keep cats and crows from messing up refuse by putting a net over it.
- ※Items which cannot fit into the collection bag or weigh more than 5 kg are bulky refuse, and are not collected even if they are in the designated bags. (Refer to pages 9 to 11)



Plastic products (without ♻️ mark), leather products, rubber products, etc.

CD, video tapes

Toys

Stationeries

Leather and Rubber Product

※ ♻️ marked refuse with unremovable dirt are also included

Tree Branches

Make up a bundle about 30cm in diameter and 60cm in length (each branch must not exceed 5cm in diameter.)

Up to 2 bundles can be collected at a time.

Tree Leaves, Weeds, and Grass

Put them into a transparent or semi-transparent bag of less than 45liters in volume. Make sure to remove as much dirt as possible before disposal. **Up to 2 bags can be collected at a time.**



Since there is a larger amount of refuse disposed in the first half of a week, please dispose of green refuse on a burnable collection day later in the week if possible. **2 bundles and 2 bags can be disposed of at the same time.**

※Refer to page 4 for the proper place to dispose of the refuse.

※In the event of excessively strong wind, the refuse, containers and other recyclable items could be blown off and become very dangerous. Please dispose of on the next collection date.

Please take refuse to your designated collection place by **8:30 a.m.** of the collection day.

Major Non-burnable Refuse

Non-burnable refuse has 3 types!

※More than half of the length of your umbrella should be covered in a 20 litre garbage bag.

Metals (including small appliances)



※Dispose plastic products (without ♻️ mark), vinyl, rubber, and leather products as burnable refuse.
 ※Spray cans / cassette gas bombs / carbonic acid gas cartridges / lighters are hazardous garbage.

Glass tablewares



Earthenware



Dispose in the yellow bag designated for non-burnable refuse.



Disposal Notes

※Wrap knives, broken bottles or cups, dishes, etc., in paper and write "KIKEN" (Dangerous Article) on the designated collection bag.
 ※Tie up the bag at the top.
 ※Items which cannot fit into the collection bag or weigh more than 5 kg are bulky Refuse, and are not collected even if they are in the designated bags. (Refer to pages 9 to 11.)

Plastic Containers (major items)

Packs, Cups, Bottles, Tubes, Containers, Trays, Other type of bags

Check this mark for a toxic item.



Disposal Procedures

Remove dirt

Please put it directly into the prepared container.



※You may put it in a transparent or semi-transparent bag in case of strong wind.

How to Remove Dirt



Rinse off with leftover dishwater or wipe clean with refuse cloth or paper.



Spread down paper or piece of cloth, invert and drain off oil.



For confection bags, etc., tap them lightly to empty of its contents.

The items below cannot be thrown with a standard garbage bag.



Dirty plastic containers and wrapping

Place in burnable refuse



Plastic products without the identifying mark.

Place in burnable refuse



Leather and rubber items (brief case, belt, shoes, etc.)

Place in burnable refuse



Dangerous items such as knives and scissors

Place in non-burnable refuse



Syringe/Hypodermic needle

Syringe is

Remove the needle and throw the remainder in burnable refuse



Injection needles should be put in designated containers or special return bottles and returned to medical institutions or pharmacies where issued.

Hypodermic needle is

Empty PET Bottles

For Soft Drinks, Liquors, and Liquid Condiments

Check this mark for a "PET" item.



※No need to peel off labels glued on the entire surface.



Please put it directly into the prepared container.



※You may put it in a transparent or semi-transparent bag in case of strong wind.

Precautions when disposing of PET items

- ① Remove the cap and label. (Removed caps and labels are disposed of as plastic containers)
- ② Rinse the inside.
- ③ Please crush lightly in horizontal direction when crushing.

※Refer to page 4 for the proper place to dispose of the refuse.

※In the event of excessively strong wind, the refuse, containers and other recyclable items could be blown off and become very dangerous. Please dispose of on the next collection date.

※Collection will still take place on rainy days. Please place recyclable paper garbage in the **same spot as normal**, without putting it in a plastic bag.

Please take refuse to your designated collection place by **8:30 a.m.** of the collection day.

Separate [Cardboard] [Magazines, Paper scraps, Books] [Paper cartons]

Newspaper, Flyers



- ※You may put newspaper leaflets out along with newspapers.
- ※Sort flyers in newspapers as magazines.




Tie with a rope (if you ask collection from news agents, attach the leaflet of the dealer)



Cardboard



Check this cross section.



Cut or bend in small pieces of appx.50cm squares and fasten with ropes.



※Remove any adhesive tapes.

Magazines, Misc. Paper Scraps

Books, Magazines, Cookie Boxes, Tissue Box, and Toilet Paper Rolls, etc.,



※Paper stained with food, etc. must be disposed of as a burnable waste.



Tie the string crossways, put inside a paper bag and tie crossways.



Precautions when disposing of misc. papers.

- ① Place small pieces of paper into a paper bag or in between pages of magazines.
- ② Remove the plastic portion at the opening of the tissue box, and dispose of this with plastics.
- ③ Remove the plastic film of envelopes with windows, and dispose of this with burnable waste.
- ④ When disposing of shredded papers, DO NOT use plastic bags. But place them in envelopes or paper bags and bundle them together with other magazines so that they do not scatter.

Milk Cartons

Cartons for Milk, Juice, etc. (Including those with silver or brown inners, etc.)



Cut and open



Tie the string crossways



Precautions when disposing of milk cartons.

- ① Rinse lightly.
- ② Cut open and dry.
- ③ If there is a plastic spout, remove and dispose of it with plastics.
- ④ Do not use bags or adhesive tapes when disposing of these items.

※Refer to page 4 for the proper place to dispose of the refuse.

※In the event of excessively strong wind, the refuse, containers and other recyclable items could be blown off and become very dangerous. Please dispose of on the next collection date.

Please take refuse to your designated collection place by **8:30 a.m.** of the collection day.

Separate [Empty bottles] [Toxic refuse]

Used Clothing and Cloth

Clothes, Towels, Blankets, etc.



※Dispose of extremely soiled items, raincoats, and quilted items as burnable refuse.

Items cannot be reused if they are wet from the rain. Place items in a transparent or semi-transparent bag and tie the opening shut securely before disposal.

Disposal Procedures



Precautions when disposing of used clothing

- ① Wash items that are stained from perspiration, etc.
- ② Torn items are also accepted.
- ③ Do not remove the buttons or zippers from the clothing.
- ④ Although collection is conducted on rainy days, dispose of these items on a sub sequential collection day if possible.

Empty Cans

For Drinks



※Dispose of tin foils for pet food, etc., as non-burnable refuse.

For Food



Disposal Procedures

Please put it **directly** into the prepared container.



Precautions when disposing of bottles

- ① Rinse the inside.
- ② Crush lightly.
- ③ Aluminum and steel cans do not need to be separated.
- ④ Remove the cap (dispose plastic caps as plastic, and metal caps as can).

Empty Glass Bottles

For Drinks



For Food



For Cosmetics



White bottles with a transparent opening are acceptable.

Disposal Procedures

Please put it **directly** into the prepared container.



DANGER Broken bottles and glass products can cause injury. Do not put in these bins. (See page 6, "Non-burnable Refuse" for the disposal method)

Precautions when disposing of bottles

- ① Remove the caps. (Dispose of plastic caps as plastics and metal caps as non-burnable refuse.)
- ② Rinse the inside.
- ③ Dispose of milky-white bottles and bottles that are difficult to clean (such as nail polish bottles) as non-burnable refuse.
- ④ Dispose of broken bottles as non-burnable refuse.

Toxic Refuse

Batteries (Button Cell Batteries), Fluorescent Lamps, mercury thermometers



Items that contain mercury.

※Tape the positive and negative electrodes of button cell batteries to insulate before disposal.

Spray cans, Gas Cartridges, Disposable Lighters



※For spray cans, use up all remaining contents, and do not open a hole in the can before setting out.

If you are having trouble using up a certain item, please contact the Garbage Collection Consultation Center or the Garbage Collection Office.

Disposal Procedures

Please throw away in transparent / or semi-transparent bags.



※Do not break

Easily miscategorized items



Incandescent light bulbs / LED lighting

Place in non-burnable refuse

Items not collected by the City

Rechargeable batteries (small rechargeable batteries)

Place in the recycling boxes found at recycling partner businesses

※For details, contact JBRC <http://www.jbrc.com/>



※Refer to page 4 for the proper place to dispose of the refuse.

※In the event of excessively strong wind, the refuse, containers and other recyclable items could be blown off and become very dangerous. Please dispose of on the next collection date.

There are two ways to dispose of bulky refuse. 1. Request collection by appointment, and 2. Take to a refuse facility yourself.
(Please don't use the designated collection bag in neither case.)

1. Request Collection (by appointment only)

Apply by Phone

Office Hours 8:30a.m.~5:15p.m. Monday~Friday (including national holidays, except year-end and new year period)
※It may be hard to connect through telephone on Mondays, Tuesdays, Thursday, days following national holidays, and right after starting receiving applications as there may be lots of applicants.

First, call the "Refuse General Consultation Center"

Give them your name, address, phone number, type of refuse, dimensions, and quantity.



0570-550-530


※If you cannot use Navi Dial, please call 042-696-5377

- For those with hearing disabilities: FAX 042-692-0900
- For those receiving public assistance, please consult your case worker beforehand, and then inform us when you call to make an appointment.


Refuse General Consultation Center will give you the following information.

- Reference number
 - Total points (¥100=1point)
 - Collection date (Monday ~ Friday including national holidays, except year-end and new year period)
- ※They will tell you the closest collection date in the order of application. You can also make appointment for your more convenient day if it is later than the date the Center gives you.

Purchase the bulky refuse processing tickets (stickers) at the designated stores.



The tickets are sold at the retail stores with an indication above.



There are two kinds of bulky refuse processing tickets (stickers) of 500yen (five points) and 100yen (one point).

Application by internet

Applications can be submit 24 hours a day (excluding maintenance time).



Search on the Hachioji City Homepage

URL <http://www.city.hachioji.tokyo.jp/>

Search through keywords

Please choose the item to be disposed from the "Number of points for bulky refuse chart".
For items not listed on the chart, please apply by telephone.

(Temporary) Receipt Number will arrive by mail.

Your application is not finished at this time.

After performing registration, you will receive a registration completion notice by email.

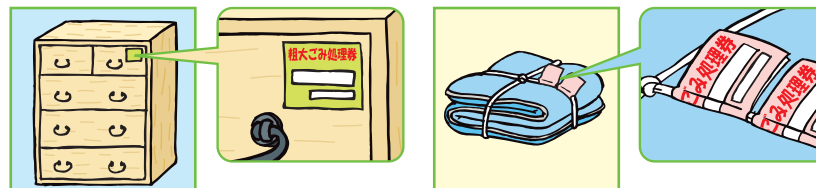
If it doesn't arrive within 3 days of your (Temporary) Receipt Number being sent, please contact us by phone.

Please purchase the same number of tickets (stickers) as requested at the "Refuse General Consultation Center"



Dispose of bulky refuse on the collection day.

Put the sticker on the bulky refuse as instructed by the Refuse General Consultation Center, and put it out by 8:30a.m. on the day of collection.



For those who live in a house, leave items within your property alongside the road. In case of a housing complex, put it at the designated collection site.

※Navi dial may not be available on some IP phones in situations such as, for example, when numbers start 050. Likewise, it may not be applicable to mobile phones with discount services such as flat-rates or free calls.

Number of points for bulky refuse chart

For items that are not listed on this form, please contact the Garbage Collection Consultation Center (☎ 0570-550-530).



Furniture	
Item	Number of points
Wardrobe case, garment case (2 points each)	2
Chair, legless chair	2
Lightweight storage shelf	2
Mirror stand, dressing table (with chair), Full-length mirror	2
Low table	5
Sofa (1 person)	5
Sofa (for 2 persons or more)	10
Cupboards: longest side dimension below 100cm (including TV racks)	5
Cupboards: longest side dimension 100cm and above (including TV racks)	10
Desk, writing desk, children's desk (without chair)	10
Furniture and carpets	
Item	Number of points
Carpets (Smaller than 6 tatami mats (approx. 11m ²))	2
Carpets (6 tatami mats (approx. 11m ²) and above)	5
Futon (1 futon 2 points, not including floor cushions)	2
Bed: Collapsible/pipe type (all parts)	10
Bed: Electric	20
Bunk bed (all parts)	20
Bed mattress (Single, semi-double)	5
Bed mattress (More than double)	10
Bed mattress (with no springs)	2
Bed frame (Single, semi-double, double)	10
Household appliances (air conditioning instruments)	
Item	Number of points
Oil heater	10
Table-type kotatsu	10
Kotatsu (frame only)	2
Kotatsu table-top	2
Heater, panel heater, fan heater	2
Air fan	2
Household appliances (kitchen instruments)	
Item	Number of points
Gas stove	2
Rice container, microwave rack	5

Dishwasher, dryer	2
Microwave	5
Electric pot	2
Children's goods	
Item	Number of points
Unicycle	2
Tricycle	2
Child seat	2
Stroller, play pen	2
Baby bed	5
Audiovisual Equipment	
Item	Number of points
Antenna & BS Antenna	2
Single Audio equipment	2
Home-use copying machine	5
Personal computer rack	5
Printer	2
All-in-one mini stereo set	2
Hobby Goods	
Item	Number of points
Dog house (for small-sized dogs)	2
Electone (Electric organ, without chair)	20
Organ (without chair)	10
Home training equipment (Cycling machine)	10
Home training equipment (Treadmill)	20
Home training equipment (Rowing machine)	5
Musical keyboard	2
Guitar	2
Cooler box	2
Golf clubs (2 points for every 5 pcs.)	2
Golf bag	2
Fish tank	2
Suitcase	2
Ski (including stocks), Snowboard	2
Massage machine (chair type)	20

Others	
Item	Number of points
Accordion curtain, blind shade	2
Screen door, Shoji screen, fusuma door	2
Humidifier, dehumidifier	2
Portable toilet	2
Stepstool	2
Wheelchair (electronic, excluding battery)	10
Wheelchair (excluding electronic wheelchairs)	5
Garbage can/box	2
Bicycle	5
Lawnmower (excluding engine powered mowers)	2
Lighting equipment	2
Shopping cart	2
Reed screen, bamboo blind	2
Duckboard	2
Vacuum cleaner	2
Tatami mat	5
Pipe hanger, futon hanger, collapsible laundry hanger	2
Stepladder (extendable)	5
Stepladder (excluding extendable ladders)	2
Sewing machine (desktop)	2
Sewing machine (excluding desktop machines)	10
Shed (Floor space under 1 tatami (approx. 1.6m ²), disassembled)	10
Sheds (Floor space over 1 tatami (approx. 1.6m ²) and below 2 tatami (approx. 3.2m ²), disassembled)	20
Laundry hanger pole	2

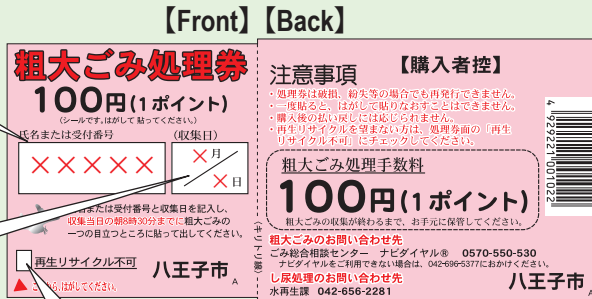
- Items which fit within the designated collection bags, and are under 5 kg, can be placed out for collection in a designated collection bag on the normal burnable / non-burnable trash days.
- Above are the number of points needed per bulky refuse item. If you wish to dispose more than one of the same type of item, multiply the number of points with the number of items.
- Quantity limits apply to some items.

Note for putting the sticker on a bulky item

Fill in either your name, or the reference number.

When you apply, please fill in the collection date as guided.

As for oversized refuse items which can still be used, our city reprocesses and recycles them. **If you do not want your item to be recycled, please place a ✓ in the .**



Keep this until your refuse is collected.

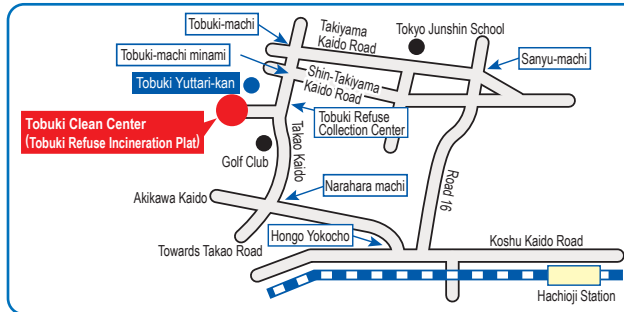
Precautions:

- There is no need for witness
Put it out on the specified location until 8:30 am.
- Items that are not listed in the application will not be collected.
Attach the ticket to the bulky refuse with the price stated by the Refuse General Consultation Center.
- Bulky refuse derived from business activity will not be collected by the city.
Only bulky refuse derived from households will be collected.
- Recyclable appliances and computers cannot be collected
Recyclable Home Appliances like "televisions, refrigerators, washing machines, clothes dryers, air conditioners, etc." and recyclable Personal Computers like "desktop body, display, laptops, etc.", cannot be collected as bulky refuse.(refer to page 13)

2. In case when bringing into a disposing facility by yourself. (Reservation required)

<Fee> 350yen per 10kg (0 to 10 kg costs ¥350. For every additional 10 kg thereafter, there will be an extra ¥350 charge.)

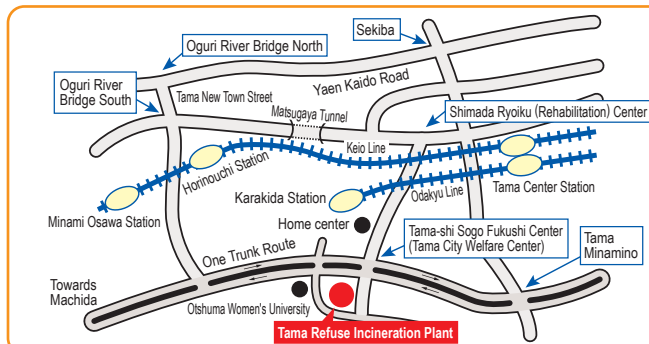
Do not use designated bags. Place refuse in transparent or semi-transparent bags. When bringing in items, **you will need documents for identification (such as a driver's license) to confirm you are a resident of Hachioji.**



Tobuki Clean Center (Tobuki Refuse Incineration Plant) 1916 Tobuki-mach

As of September 2018, direct drop offs of oversized refuse at the Tobuki Clean Center now require a reservation. Reservations must be made in advance for drop-offs.

Reservations received: Monday~Friday (including national holidays, excluding end/new year period)
9:00 – 16:00 (☎042-696-5851)
 (Those with hearing impairments may apply by FAX: 042-691-8678)
 Direct disposal: Monday~Friday (including national holidays, excluding end/new year period) and every month on the fourth Sunday
8:30 – 16:00



Tama Refuse Incineration Plant 2-1-1 Karakida, Tama shi

Residents of Tama new town district (please refer to page 14) may take your Refuse to the Tama Refuse Incineration Plant besides the places listed on the left.

Office Hours: Monday~Friday, except national holidays, year end and new year period,
 and the 4th Sunday of each month.
8:30 – 11:30 and 13:00 – 16:30

※ Please contact the Minami Osawa Refuse Collection Center beforehand (☎042-674-0551).

When bringing into the facility on the 4th Sunday, please make arrangement by the Friday two days before. (Those with hearing impairments may apply by FAX: 042-677-5971)

Designated Bag for Diapers

Designated Bag for Diapers



Designated bag for diapers are available to those who live in the city (including temporary residents, such as women who return to parents' home in Hachioji to deliver babies), and have either babies, elderly persons above 65years old, or the individuals between 40 to 65years old needing Class 1 or higher certified care by the Nursing Insurance System. Up to 30 bags at a time can be distributed per person.



- Collection sites and days are the same as those for burnable refuse.
- Dispose of filth in the toilet beforehand.
- In case of bad odor, put diapers in a transparent or semi-transparent bag before putting into the designated bag.

- Do not put other household refuse into diaper bags.
- Do not put sheets for pets into diaper bags.

Two sizes (20L and 10L) are available.

Volunteer Bag

Volunteer Bag



Refuse collected by individuals, or organizations such as town councils from cleaning public sites (streets, parks, etc.) can be put into volunteer bags. Distribution at one time is up to 20 bags per person and up to 500 for an organization. The bags can be delivered when ordering 500 bags (one cardboard box). Please contact the Refuse Reduction Control Section. (☎042-620-7256)



- Separate burnable, non-burnable, and recycling items, and put a circle around the relevant indication on each bag.
- Dispose of the burnable, non-burnable, and recycling items at the designated collection site on the collection day.
- In case of a large amount of refuse due to organized clean-up activities, please contact the collection center and request collection in advance. (Refer to page 14)

- Refuse (including branches and weeds) from households (detached house / housing complex), offices, and public facilities (schools, community centers, etc.) is not applicable to this category.
- Volunteer bags cannot be used for refuse from events, festivals, etc.

Two sizes (45L and 20L) are available.

List of Distribution Site

Distribution Site	Designated Bags for Diapers	Volunteer bags
City Hall (2F) Refuse Reduction Control Section, all Refuse Collection Centers, all Citizen Division Offices (Shimin-bu), all Community Centers, Attaka Hall, Repairing Centers, all Health and Welfare Centers, Regional Children and Family Support Center Minamino, Icho Hall, Higashi Asakawa Traffic Park, Kiyokawa Traffic Park, Volunteer Centers (including Minami-Osawa Branch), Gymnasium in Fujimori	○	○
City Hall (4F) Child Raising Support Section, City Hall 1F Senior Citizen Support Section・Welfare for Handicapped Section, City Hall B floor Life Welfare First Division, Public Health Office, all Children's Halls, all municipal nursery schools, Local municipal childcare facilities (some exceptions), People with Disabilities Welfare Center, All Elderly Relieved Consultation Centers, Oyako Fureai Hiroba Kurichan Hiroba (Create Hall 1F), Oyako Fureai Hiroba Minami Osawa, Regional Children and Family Support Centers (Moto-Hachioji, Minami-Osawa, Tate, and Ishikawa), all "Tsudoi no Hiroba"	○	×
City Hall (5F) Park Section, Consumer Affairs Center (Create Hall B1F)	×	○

※For designated bags for diapers, please consult the plastic containers collection staff.

八王子市 おむつ袋

Animal Carcasses

1. You must bring the animal carcasses into the disposing facility yourself.

- <Fee> ¥1,000 per body
- <Place to bring in> Tobuki Clean Center (Tobuki Refuse Incineration Plant)
(1916 Tobuki-machi ☎042-692-5389)
- <Office Hours> Monday – Friday, and the 4th Sunday of each month. 8:30 – 16:00 (excluding national holidays, year end and new year period)

2. In case you wish for collection (by appointment)


- <Fee> ¥2,500 per body
- <Application Method> Call the Refuse Collection Center in your area. (see P14)
※Those who live in Tama New Town area should call Tate Refuse Collection Center (☎042-665-2531)
- <Telephone Reception Hours> Monday～Friday (including national holidays, except year end and new year period) 8:30 – 17:15

Items which the city facility neither collect nor accept.

Refuse General Consultation Center (☎0570-550-530) for inquiries.

Items designated by Home Appliance Recycling Law

Air Conditioners



Television Sets (CRT type, Plasma type, Liquid crystal type)



Refrigerators, Freezers, Cooler/Warmer Box



Washing Machines



Clothes Dryer



• Please select one of the following disposal methods.

- ① To be collected by the store where the item was purchased, or where you buy new items.
 - ② Taking it to the place where specified on the Hachioji City HP.
 - ③ Make arrangements with a collection company designated by the city. Designated companies; Sanwa Kogyo ☎042-691-1805, Kudo Shoten ☎042-636-7548, Daiichi Shigen ☎042-644-2103, Kankyo System Service ☎042-625-8016, Nanei Sangyo ☎042-636-1113
- A recycling fee is required for disposal. The fee is listed on the web. See Recycling Ticket Center for Electric Household Appliances. <<http://www.rkc.aeha.or.jp/>>
- A delivery fee for collection might be charged. Please check with your local supplier or the collection center.

Personal Computers

Desktop PC and CRT type monitor



Desktop PC




Notebook PC



LC type monitor



How to apply for collection

- ① **to each computer manufacturer**  Refer to the website of (PC 3R Promotion Center).
※ A computer without a PC recycle mark needs a recycling fee. Please check the charge at each manufacturer's office.
- ② **to Renet Japan Co.,Ltd.** "In Renet Japan, regardless of PC recycling mark, collection is free of charge for every application of 1 box, as long as the main body of the computer is present. Check Renet Japan website for more information."
※ Packing size and weight has specification.
※ If you wish to apply by FAX, application form is available at City Office 2F Refuse Reduction Control Section and at every Citizen Division Office.

Other

Car Batteries



Vehicle parts



Paint



Fire Extinguishers



These items requires special disposing procedure, and cannot be dealt at the city refuse disposing facilities.

Ask the manufacturer or other specialists.

For more information, contact Refuse General


Consultation Center (☎0570-550-530)



In case of natural disasters, there may be times when garbage collection is not available. During those times, please refer to your city's homepage for more information.

Garbage Collection Office in charge of your ward

There are many occurrences of people dialling the wrong phone number. When calling, please check that you dialled the correct phone number.

Oversized Pickup reservations should be made through the General Trash Consultation Center regardless of the area:  **0570-550-530** ※If you can't use Navi-dial, please call ☎042-696-5377 instead.
Refus Drop off reservations should be made through the Tobuki Clean Center: ☎**042-696-5851** ※Those living in the Tama New Town area can bring items to the Tama Waste Incineration Plant (see page 11 for details).

Tobuki Refuse Collection Center : In charge of areas north of Asakawa River (Minami Asakawa) ☎ 042-691-2891 (FAX:042-691-7678)

Akatsuki-cho 1 ~3-chome, Ishikawa-machi, Izumi-cho, Inume-machi, Utsuki-machi, Umetsubo-machi, Oya-machi, Owada-machi 1 ~7-chome, Osaki-machi, Otsu-machi, Kasumi-machi 1 ~2-chome, Kanouya-machi, Kami-ichibukata-machi, Kami Ongata-machi, Kamikawa-machi, Kawa-machi, Kawaguchi-machi, Kiyokawa-cho, Kuboyama-cho 1 ~2-chome, Komiya-machi, Sanyu-machi, Shimo Ongata-machi, Shiroyamate 1 ~2-chome, Suwa-machi, Taira-machi, Dairakuji-machi, Takakura-machi, Takatsuki-machi, Takiyama-machi 1 ~2-chome, Tangi-machi 1 ~3-chome, Todoriki-machi, Tobuki-machi, Nakanokami-cho 1 ~5-chome, Nakano-sanno 1 ~3-chome, Nakano-machi, Nagabusa-machi, Narahara-machi, Nishiterakata-machi, Nibukata-machi, Fujimi-cho, Maruyama-cho, Mitsuidai 1 ~2-chome, Miyashita-machi, Miyama-cho, Moto-Hachioji-machi 1 ~3-chome, Yano-machi, Yokokawa-machi, Yotsuya-machi

Tate Refuse Collection Center : In charge of areas south of Asakawa River ☎ 042-665-2531 (FAX:042-662-2926)

Asahi-cho, Azuma-cho, Ueno-machi, Uchikoshi-machi, Utsunuki-machi, Uratako-machi, Oiwake-cho, Ofune-machi, Oyoko-cho, Okado-machi, Katakura-machi, *Kami Yugi, Kitanodai 1 ~5-chome, Kitano-machi, Kinugaoka 1 ~3-chome, Kunugida-machi, Kobiki-machi, Koyasu-machi 1 ~4-chome, Sanda-machi 1 ~5-chome, *Shimo Yugi, Shin-cho, Sennin-cho 1 ~4-chome, Dai-machi 1 ~4-chome, Takao-machi, Tate-machi, Ta-machi, Terada-machi, Tera-machi, Tenjin-cho, Naka-cho, Naga-numa-machi, Nakayama, Nanakuni 1 ~6-chome, Namiki-cho, Nanyodai 1 ~3-chome, Nishiasakawa-machi, Nishikatakura 1 ~3-chome, Hazama-machi, Hachiman-cho, Hatsuzawa-machi, Higashiasakawa-machi, Hyoue 1 ~2-chome, Hiyoshi-cho, Hiraoka-cho, *Horinouchi, Hon-cho, Hongo-cho, Misaki-cho, Midori-cho, Minamiasaka-wa-machi, Minamishin-cho, Minamino 1 ~6-chome, Minami-cho, Myojin-cho 1 ~4-chome, Mejirodai 1 ~4-chome, Motohongo-cho 1 ~4-chome, Motoyokoyama-cho 1 ~3-chome, Yagi-cho, Yamata-machi, *Yarimizu, Yoka-machi, Yokoyama-cho, Yorozu-cho (*Excluding Tama New Town Area)

Minamiosawa Refuse Collection Center : In charge of Tama New Town area ☎ 042-674-0551 (FAX:042-677-5971)

Otsuka, Kashima, Kami Yugi 2 ~3-chome, Koshino, Shimo Yugi 2 ~3-chome, Higashinakano, Bessho 1 ~2-chome, Horinouchi 2 ~3-chome, Matsugaya, Matsugi, Minamiosawa 1 ~5-chome, Yarimizu 2-chome, and a part of Kami Yugi, Shimo Yugi, Horinouchi, and Yarimizu

The removal of trash or recyclable garbage is prohibited

Taking away trash or recyclable garbage that has been placed out for collection by individual homes, or at a collection site is forbidden by the ordinance. Those who go against this ordinance may be reported to the police, and issued a fine of up to ¥200,000. If you see someone taking away trash or recyclable garbage, please do not approach them directly. Take note of the time, place, type of trash or recyclable garbage taken away, and vehicle number or details about the person who took away the items, and let us know by contacting the Trash Reduction Department (☎042-620-7256)

Illegal Dumping is a Crime

Violators may be punished according to the "Refuse Management and Public Cleaning Act."
Individual Violator: Imprisonment of 5 years or less or a fine of 10 million yen or less (or a combination of both,) including an attempted violator.
Corporate violator: A fine of 300 million yen or less.

Published by:
Resource Recycling Division,
Refuse Reduction Control Section

TEL : 042-620-7256
FAX : 042-626-4506
E-mail : b480100@city.hachioji.tokyo.jp



リサイクル適性(A)
この印刷物は、印刷用の紙へ
リサイクルできます。

Please consult the above-mentioned cleaning office regarding measures for illegal dumping in public places and collection of combustible, non-burnable and recyclable materials.