



Hachioji City

2025 Edition

Mar.2025 - Apr. 2026

英語版

English Version

Supplementary guide for collection calendar/ How to dispose of refuse


Supplementary Guide (English Version)

This guide helps readers to understand the calendar.
Please use this guide together with the Japanese calendar.
You can also use the Garbage Calendar App "threeR (さんあ〜る)".

"Kururi",
Mascot of Recycling



To make a reservation for collection and taking of bulky refuse

 **0570-550-530**
ナビダイヤル

If you cannot use Navi Dial, please call ☎ **042-696-5377**
(Contact: Bulky Refuse Call Center)

- ※ Check the telephone number before you call.
- ※ It may be hard to connect through telephone on days following national holidays and right after starting receiving applications as there may be lots of applicants.

Contents

How to Dispose of Refuse and Recyclable Items (Outline)	P2-4
How to Dispose of Refuse and Recyclable Items (Details)	P5-12
How to Dispose of Bulky Refuse	P13-14
4 Home Appliances, Computers and Others	P15
Contacts	P16

There are rules on how to dispose of refuse

(1) Sort it

There are different ways to dispose of refuse depending on the type.


Please separate them by type.

"Burnable" and "Non-burnable" have a fee.

"Recyclable items, etc." can be separated and recycled.

"Recyclable items, etc." can be disposed of free of charge.

P8 Burnable Refuse



Kitchen waste, paper containers, stationery, etc.

Fees apply

P12 Non-burnable Refuse



Metal, glass, ceramics

Fees apply

P9-12 Recyclable Items, etc.



9 types including bottles, cans, and paper

Free

(2) Use a designated trash bag

Burnable and non-burnable refuse must be disposed of in a garbage bag designated by Hachioji City.

If you do not put them in this bag, they will not be collected.

Designated garbage bags are sold at supermarkets and convenience stores.

(See page 5)

Burnable refuse bag



Non-burnable refuse bag



There are rules on how to dispose of refuse

(3) Dispose of it on the designated day in the designated place

Refuse must be disposed of by 8:30 a.m. on the designated day in a designated place.

Refuse collection days are different depending on the area. Please check your ward's Refuse and Recyclable Items Collection Calendar.

If you live in an apartment building, check with your landlord or management company to find out where to dispose of refuse.

If you live in a single-family house, dispose of it on your property alongside the road.

Example of how refuse and recyclable items are disposed of in apartment buildings and single-family houses

P8 Burnable Refuse



Disposal Method

Put it in a designated bag for burnable refuse

Apartment Building: In the location designated by the building's owner

Single-Family House: On the property alongside the road

P12 Non-burnable Refuse



Disposal Method

Put it in a designated bag for non-burnable refuse

Apartment Building: In the location designated by the building's owner

Single-Family House: On the property alongside the road

P12 Hazardous Waste



Disposal Method

Put it in a transparent bag


Apartment Building: In the location designated by the building's owner

Single-Family House: On the property alongside the road

There are rules on how to dispose of refuse

Example of how refuse and recyclable items are disposed of in apartment buildings and single-family houses

P8 Tree Branches



Disposal Method → Bundle them together with string.

Apartment Building: In the location designated by the building's owner
Single-Family House: On the property alongside the road

P9 Plastic Containers and Packaging



Disposal Method → Put them in a prepared container or bag

Apartment Building: In the location designated by the building's owner
Single-Family House: On the property alongside the road

P9 PET Bottles



Disposal Method → Put them in a prepared container or bag

Apartment Building: In the location designated by the building's owner
Single-Family House: On the property alongside the road

P10 Cardboard



Disposal Method → Fold them and tie them vertically and horizontally with string.

Apartment Building: In the location designated by the building's owner
Single-Family House: On the property alongside the road

P10 Paper Cartons



Disposal Method → Cut them open and tie them vertically and horizontally with string.

Apartment Building: In the location designated by the building's owner
Single-Family House: On the property alongside the road


P10 Magazines, Paper Scraps, Books



Disposal Method → Tie them vertically and horizontally with string. Alternatively, put them in a paper bag and tie it vertically and horizontally.

Apartment Building: In the location designated by the building's owner
Single-Family House: On the property alongside the road

P10 Newspapers and Flyers



Disposal Method → Tie them vertically and horizontally with string.

Apartment Building: In the location designated by the building's owner
Single-Family House: On the property alongside the road

P11 Used Clothing and Cloth



Disposal Method → Place them in a transparent or semi-transparent bag and tie up the bag

Apartment Building: In the location designated by the building's owner
Single-Family House: On the property alongside the road

P11 Empty Cans



Disposal Method → Put them in a prepared container

Apartment Building: In the location designated by the building's owner
Single-Family House: On the property alongside the road

P11 Empty Bottles



Disposal Method → Put them in a prepared container

Apartment Building: In the location designated by the building's owner
Single-Family House: On the property alongside the road

How to Dispose of Household Refuse and Recyclable Items (P5-12)

Collection Times

By 8:30 a.m. on the collection day

* Collection routes and times may change due to traffic conditions.

Collection Site

Residents of Single-Family Houses



On the property in front of the house
alongside the road

Residents of Apartment Buildings



In the building's designated collection site

Designated Collection Bags

Burnable and **non-burnable** refuse should be placed in a designated collection bag.



List of stores that sell designated collection bags



Price chart (10 bags per set)	X-Small (5L) 420mm×180mm (inside 300×180mm)	Small (10L) 500mm×260mm (inside 365mm×260mm)	Medium (20L) 600mm×330mm (inside 450mm×330mm)	Large (40L) 750mm×450mm (inside 580mm×450mm)
Burnable refuse bag (blue)	¥90	¥180	¥370	¥750
Non-burnable refuse bag (yellow)				

· Large bags (40L) are also sold individually (¥75/bag) at some stores.

Refuse from companies, stores, etc.

Commercial refuse cannot be thrown away in designated bags for household use.

Disposal Method

- Make a contract with a collection company.
- [Pre-registration required] Business-related non-industrial refuse can be brought to one of the city's Disposal Centers.

* Industrial waste is not accepted.



For details

Refuse collection for businesses with smaller refuse emissions [Registration required]

Business operators with a business area of less than a certain size and a small amount of emissions at one time can use the municipal collection system.

For more details, please refer to the Hachioji City website or contact the Refuse Reduction Control Section.

☎ 042-620-7256



Collection System for Small Amounts of Business-Related Refuse [Registration required]

FAQs on sorting and disposing of garbage

Q If an object is made of both plastic and metal and cannot be disassembled, what kind of refuse is it?
Examples: hangers, binders, etc.

A Whatever material it consists of more takes priority.
Example: Is made of mostly plastic → **Burnable refuse on page 8**
 Is made of mostly metal → **Non-burnable refuse on page 12**
 However, small home appliances are non-burnable or hazardous waste regardless of the materials. (See page 12 for details.)

Q How do I dispose of bulky refuse?

A There are two methods. Please make a reservation for collection, or make one for drop-off with one of the city's Disposal Centers and take it there.

- About collections → Please see page 13.
- About drop-offs → Please see page 14.

* Bulky refuse are refuse that do not fit in a 40 L collection bag or weigh more than 5 kg per item.



Q Can paper recyclables (page 10) be disposed of even on rainy days?




A Collections will take place even on rainy days, but we ask you to wait to dispose of them on days when it is not raining, if possible.

If you dispose of them when it is raining, please note the following:

- Do not put them in a plastic bag
- Place it in the same place as usual



Q Can all plastic materials be sorted as plastic containers and wrapping?

A The following items can be sorted as plastic containers and wrapping:
 • Items that have been washed and have the recyclable plastic mark (page 9)
 * The mark may be displayed on the package, etc.
 The following is a list of **Burnable refuse on page 8**
 • Items that have the mark  but have unremovable dirt or stains 
 • plastic products, etc., among those with the mark 



Q How do I dispose of my computer?

A The city does not process computers.

Please dispose of it in either of the following ways:

- (1) Ask Renet Japan Recycle Co., Ltd.
 - (2) Ask the manufacturer of the PC.
- } (page 15 for details)

* Accessories that are not the main unit and display can be treated as non-burnable refuse (mouse, keyboard, external hard disk, etc.).

Q How do I dispose of a TV?

A TV, air conditioners, refrigerators, freezers, washing machines, and clothes dryers are items covered by the Home Appliance Recycling Law (page 15) and are not accepted by the city.

Please dispose of them in one of the following ways:

- (1) Have them collected by a store where you can buy a new one.
- (2) Take them to a designated collection site. (page 15 for details)
- (3) Ask a collection company designated by the city. (page 15 for details)

Designated Bag for Diapers

Disposable Items

Used diapers and incontinence pads



Available to: (Households with any of the following)

- (1) Infants
- (2) People over the age of 65
- (3) Persons with a disabled person's passbook
- (4) People under the age of 65 who need level 1-5 support under the long-term care insurance system

* Includes temporary residents such as women returning to their parents' home to deliver babies

Number of bags Maximum of 30 bags per user

Disposal Method

Remove the excrements and put the used diapers or incontinence pads in the designated bag before disposing of them.

Collection Dates

Same as burnable refuse

Sizes

10 L or 20 L

Note

- You can also put them in a clear or translucent bag, then put in a designated diaper bag.
- It cannot be collected if it contains refuse other than diapers or incontinence pads.

Volunteer Bags

Disposable Items

Refuse collected when cleaning public roads, parks, etc. (does not apply to private property, residences (including condos or housing complexes), or public facilities)



Number of bags (Per occasion)

- For individuals: Up to 20 bags
- For town councils, residents' associations, and other organizations: Up to 500 bags

* Delivery is also available for town councils and residents' associations.

Please contact the City Hall Refuse Reduction Control Section (page 16).

Disposal Method

Sort the refuse into burnable, non-burnable, and recyclable items, and draw a circle or square around the relevant indication on the bag. Then, dispose of it in the same way as household refuse.

Collection Dates

Collection dates for sorted items (same as household refuse)

Sizes

20 L or 45 L

Note

- In case of a large amount of refuse, please contact your local Refuse Collection Office in advance (page 16).
- Volunteer bags cannot be used for refuse from events, festivals, etc.

Designated Bag for Diapers	Volunteer Bags	List of distribution sites
		City Hall (2F) Refuse Reduction Control Section, all Refuse Collection Offices, all Citizen Division offices, all Community Centers, Attaka Hall, Maintenance Centers, all Health and Welfare Centers, Higashi Asakawa Traffic Park, Volunteer Centers (excluding Minamiosawa Branch), Fujimori Gymnasium, Digital Front Spot Nagabusa
		City Hall (4F) Child Welfare Service Section, City Hall (1F) Senior Citizen Welfare Section and Welfare for Disabled Section, Public Health Centers, Regional Children and Family Support Centers, all municipal and private nurseries in the city (some exceptions), Welfare Centers for People with Mental and Physical Disabilities, Senior Consultation Centers, Each Playground for Children and Parents
		City Hall (5F) Park Section, Consumer Center (Create Hall B1F), Volunteer Center Minamiosawa Branch

Carrying in Animal Carcasses

[Fee] ¥1,000 per body

[Place to bring in] Tobuki Clean Center (Tobuki-machi 1916) } page 16
Tate Clean Center (Tate-machi 2700)

[Hours] Monday - Friday (including holidays, excluding year end and New Year period)
8:30 a.m. - 4:30 p.m.

Collection of Animal Carcasses

[Fee] ¥2,500 per body

[Request] Make a request to your local Refuse Collection Office (page 16)

[Hours] Monday - Friday
(including holidays, excluding year end and New Year period)
8:30 a.m. - 5:15 p.m.

* Please contact the Tobuki Refuse Collection Office for the area (town) under the jurisdiction of the Minami-Osawa Refuse Collection Office. (page 16)

If you are unsure how to sort refuse, please refer to the 2D codes for the "Garbage Calendar App," "Sorting Dictionary" and "Chatbot" (Japanese) on page 16.



Burnable Refuse

* Items that do not fit in a collection bag or weigh more than 5 kg per item are bulky refuse → Refer to pages 13-14

Disposable Items

<p>Kitchen refuse, seashells</p>	<p>Dirty paper, paper with an odor, detergent boxes, thermal paper</p>	<p>Paper with waterproofing Paper containers (cup noodles, yogurt), paper cups, paper plates, paper tubes</p>	
<p>CDs, DVDs, videotapes, etc.</p>	<p>Plastic items without ♻️ mark, etc.</p>		<p>Leather and rubber items</p>

Other Disposable Items

Items that have the recyclable plastic mark but have unremovable dirt or stains, Desiccants, disposable body warmers, refrigerants, pieces of wood, sheets for pets, pet litter, etc.

Disposal Method



Put in a designated collection bag for burnable refuse.

Disposal Notes

- Tie up the bag.
- Use a net, bucket, etc., to prevent refuse from being scattered.
- Drain water from the refuse.
- Liquids such as waste cooking oil should be soaked into paper and cloth.
- When it is difficult to separate compounds (units of plastic and metal), dispose of as the majority material
- * Soft contact lenses are burnable refuse. Do not flush them down the drain.

Paper Diapers

Paper diapers can also be disposed of in designated diaper collection bags issued by the city. (Page 7 for details on conditions and places where they are issued)

Leaves, Flowers, Grass




Disposal Method

Place them in a transparent or semi-transparent bag smaller than 45L in volume.

<Disposable amount at a time> Up to 2 bags

Tree Branches (Cut Branches)

Toxic items (oleanders, etc.) or fiber (bamboo, palms, etc.)



Disposal Method

Bundle them together with string. (Up to 100 cm in length and 30 cm in diameter)

<Thickness per stem> up to 5 cm

<Disposable amount at a time> Up to 2 bundles

* You can dispose of bamboo, palms, oleanders, etc.

Disposal Notes

- Dispose up to 2 bundles of branches on burnable refuse dates.
- * The application system for wood branches ends March 31, 2025.
- Please dispose of wood, wood pieces and machined wood in the designated bags for burnable refuse.

Up to 2 bundles and 2 bags can be disposed of on the same day.

If you are unsure how to sort refuse, please refer to the 2D codes for the "Garbage Calendar App," "Sorting Dictionary" and "Chatbot" (Japanese) on page 16.




Plastic Containers and Packaging

Disposable Items

Clean items with mark

* mark can be on the outer box, etc.



Look for this mark

Examples of disposable items

PET bottle caps and labels, bags, bottle containers, tubes, food containers, Styrofoam, etc.



Disposal Method

Clean them and put them in a prepared container.

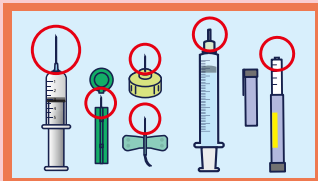


* You can also put them in a transparent or semi-transparent bag.
* Use a net or bucket to keep them tidy.

Items That Are Not Disposable

- Dirty items with mark
- Plastic items without mark, etc.

Burnable refuse on page 8



Injection needles · Syringes

- Injection needles
→ Please **return** them in a container or a special collection bottle designated by the **medical institution** or **insurance pharmacy** that provided the needles.
- Syringes
→ Remove the needles and throw out the rest as

Burnable refuse on page 8



PET Bottles

Disposable Items



This mark is found on For beverages, seasonings and Bottle-type containers for alcoholic beverages

Disposal Method

Rinse the insides and put them in a prepared container.



* In the case of strong winds, you can put them out in a transparent or semi-transparent bag.

Disposal Notes

- Please put out the **caps** and **labels as plastic containers and packaging**.
- **Lightly crush** the sides.



Also being collected at some 7-Eleven stores!

One nanaco point is awarded for every five PET bottles put into PET bottle collection machines at 52 stores in the city. **It will be reborn as a new PET bottle!**



▲More Information

- * PET bottles purchased in other locations will also be collected.
- * Installation conditions vary by store.

If you are unsure how to sort refuse, please refer to the 2D codes for the "Garbage Calendar App," "Sorting Dictionary" and "Chatbot" (Japanese) on page 16.


Paper Recyclables

* Collection will take place even on rainy days. * Please dispose of them after separating them into Cardboard, Paper Cartons, Magazines/Paper Scraps/Books, and Newspapers/Flyers. * On a rainy day, do not put it in a plastic bag, or cover it with tin or plastic sheet. Put it in the same place as usual.




Cardboard

Disposable Items



Look for this cross section



Disposal Method

Fold them and tie them vertically and horizontally with string.



- * Peel off the tape.
- * Items that have food or oil on them (pizza boxes, etc.) are

Burnable refuse on page 8




Magazines, Paper Scraps, Books

How to make a paper bag using flyers



Disposable Items

Books, Magazines, Snack Boxes, Tissue Boxes, etc.



Disposal Method

- Tie them vertically and horizontally with string.
- Put them in a paper bag and tie it vertically and horizontally.



* Do not put the shredded paper in a plastic bag. Put it in an envelope or paper bag, or place in between flyers, etc.

Items That Are Not Disposable

- Plastic part of tissues boxes

Plastic containers and Packaging on page 9

Waterproof paper/pulp molds (egg containers, home appliances cushion material, etc.) / paper with dirt or odor / film of windowed envelopes


Burnable refuse on page 8



Paper Cartons

Paper cartons for milk, juice and other beverages

Disposable Items



Disposal Method

Rinse the insides, open and dry them, and tie them together with string in a cross shape.



* Do not use adhesive tape.

* Cartons that are silver or brown on the inside are included.

* Plastic spouts → Plastic Containers and Wrapping **Plastic containers and Packaging on page 9**



Newspapers and Flyers

Disposable Items



Disposal Method

- Tie them vertically and horizontally with string.
- Put them in a paper bag for newspapers and tie it vertically and horizontally.



* Bundle newspaper flyers together with newspaper.

* When disposing at a newspaper store, attach a collection information flier from the newspaper store, or attach a note with "For newspaper store" written on it.

If you are unsure how to sort refuse, please refer to the 2D codes for the "Garbage Calendar App," "Sorting Dictionary" and "Chatbot" (Japanese) on page 16.




Used Clothing and Cloth

* Collections will take place even on rainy days, but we ask you to wait to dispose of them on days when it is not raining, if possible.

Disposable Items

Clothing



- * Wash items that are sweaty or otherwise dirty.
- * Torn items are also accepted.
- * Do not remove buttons or zippers.

Other Disposable Items

Towels, sheets, blankets, etc.

Disposal Method


Place them in a transparent or semi-transparent bag and **securely tie up the bag.**



Items That Are Not Disposable

Heavily soiled items / raincoats / shoes / bags / belts / items containing cotton or beads (futon, stuffed animals, and cushions, etc.)

Burnable refuse on page 8




Empty Cans

* Please do not use a bag.

Disposable Items

Drink and food cans



Separate caps

Made of plastic

→ Plastic Containers and Packaging (page 9)

Made of metal

→ Empty Cans

* Aluminum and steel cans can be disposed of together.

Disposal Method

Rinse the insides, **lightly crush** them, and place them in a prepared container.



Items That Are Not Disposable

- Empty aluminum containers
- Empty paint cans
- Empty oil cans, etc.

Non-burnable refuse on page 12



Empty Bottles

* Please do not use a bag.

Disposable Items

Drink and food cans



Separate caps

Made of plastic

→ Plastic Containers and Packaging (page 9)

Made of metal

→ Non-burnable Refuse (page 12)

Other Disposable Items

Cosmetics bottles (items with a clear opening and the lid removed)

Disposal Method

Rinse the insides and put them in a prepared container.



Items That Are Not Disposable

Milky white bottles / cracked bottles / bottles with stains or odors that cannot be removed (nail polish, perfume, etc.) / glass products (cups, umeshu containers, baby bottles, etc.)

Non-burnable refuse on page 12



If you are unsure how to sort refuse, please refer to the 2D codes for the "Garbage Calendar App," "Sorting Dictionary" and "Chatbot" (Japanese) on page 16.



Non-burnable refuse

* Items that do not fit in a collection bag or weigh more than 5 kg per item are bulky refuse → Refer to pages 13-14

Disposable Items

Metals and small appliances*1	Glass	Ceramics

Umbrellas: Disposed of as non-burnable regardless of material. Put in a bag that covers at least half of its length.

Other Disposable Items Incandescent, LED light bulbs, etc.



How to tell apart fluorescent and LED light bulbs

*1 Small household appliances fall under this category only if their batteries can be removed. (Removed batteries are hazardous waste (see below).)

Items That Are Not Disposable

Plastics → With the recyclable plastic mark
 Plastics → Without the recyclable plastic mark
 Small appliances with small rechargeable batteries that cannot be removed

Plastic containers and Packaging on page 9

Burnable refuse on page 8

→ Hazardous Waste on page 12

Disposal Method



Put it in a designated collection bag for non-burnable refuse.

Disposal Notes

- Tie up the bag.
- blade, broken glass, and tableware in paper before placing them in a designated collection bag, and write "キケン" on the bag.
- After removing the batteries from small appliances, dispose of them with the battery case uncovered.
- When it is difficult to separate compounds (units of plastic and metal), dispose of as the majority material



Hazardous waste (small rechargeable batteries, etc.)

Please contact the Local Refuse Collection Office in charge to collect spray cans, lighters, etc. with remaining contents. (refer to page 16 for contact information)

Disposable Items

Batteries Button cell batteries	Fluorescent lights	Spray cans Gas cylinders	Small appliances with small rechargeable batteries that cannot be removed
Please insulate the electrodes (terminal part) with vinyl tape, etc.	 How to tell apart fluorescent and LED light bulbs	Use up the remaining contents, and do not open up any holes.	* Do not dispose of them as "noncombustible trash" as it may cause a fire.

Disposal Method



Put them in a transparent or semi-transparent bag.

Other Disposable Items Mercury thermometers, CO₂ cartridges, lighters, etc.

How to dispose of small rechargeable batteries

1. Take them to a recycling partner business. For details, contact JBRC



Items with these marks are collectible



2. Cover the positive and negative electrodes with vinyl tape, etc., to insulate them, and dispose of them on a hazardous waste collection day.

Bulky Refuse

• Schedule a Collection: This Page • Take it to a Disposal Center: Page 14

1. [Schedule] Online or by Phone

* Same-day reservations are not available.

Online

* Online payment is available for online reservation.

Available 24 hours a day, year-round

(excluding system maintenance times)

On the Hachioji City Website

粗大ごみ インターネット Search

Or from this 2D code.



Online reservations for bulky refuse are available from the menu on the official LINE account of Hachioji City.



Bulky Refuse Reservation Page

- Please follow the instructions.
 - If you do not know which items are accepted, please contact by phone.
- 0570-550-530 (Bulky Refuse Call Center)

By Phone

* The day after holidays or immediately after the start of working hours, it may be difficult to reach us by phone. Please call back at a different time or on a different day of the week.

Bulky Refuse Call Center

ナビダイヤル® 0570-550-530

*Follow the voice prompts and select "1"

Depending on the phone, you may need to press buttons such as *, #, tone, or PB before selecting the numbers.

If you cannot use Navi Dial:

☎ 042-696-5377

Hours: Monday - Friday

(Including holidays, excluding year end and New Year period)
8:30 a.m. - 5:15 p.m.

- * For those with hearing or speech disabilities: Fax: 042-692-0900
- * For those receiving public assistance, please consult your case worker.
- When you schedule a collection, you will be given an application number, collection date, and number of required points (fee).

Points

This 2D code will take you to a link with information on some accepted items and points required (numbers are estimates).



Table of Bulky Refuse Items and Points

- Items that fit in a designated collection bag and weigh less than 5 kg per item can be put in a designated collection bag and disposed of on a collection day for burnable/non-burnable refuse.
- Quantity limits apply to some items.

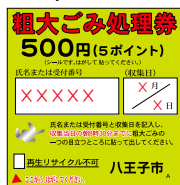
2. Purchase bulky refuse disposal tickets at a dealer.

List of Stores

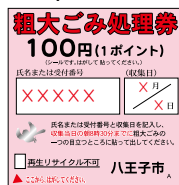


* Please ask the cashier, etc., when you want to purchase them.

5-point ticket



1-point ticket

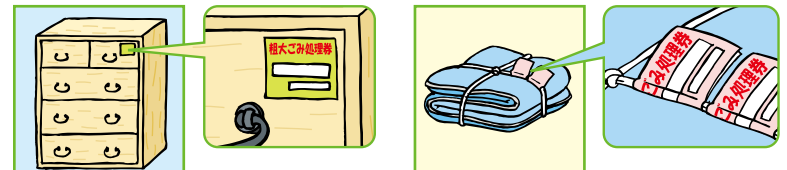


3. On the Collection Day

(1) Place the items outside by 8:30 a.m. on the day of the collection.

- For single-family houses: On the property alongside the road
 - For apartment buildings: In the location decided by the building's owner
- (2) Fill out the information on the bulky refuse disposal ticket and place it somewhere easily noticeable.

* In the case of an online application and online payment, attach a note stating the "Receipt Number and Collection Date".



* Navi Dial may not be available in some conditions. Also, discounts on calls from mobile phones may not apply.

Taking Bulky Refuse to a Disposal Center (Reservation Required)

Fees and Precautions

- ¥350 yen per 10 kg (¥350 yen for under 10 kg. An extra ¥350 is added to the cost for each additional 10 kg.)
- Do not use a designated collection bag.
- When bringing items, you will need an ID or other document to confirm that your address (place of disposal) is in Hachioji City.
- Please make a reservation at least one day in advance.
- Price varies for spring mattresses and some chemicals. Please confirm details at the time of reservation.

[Schedule] Online or by phone (same-day reservations cannot be made by phone)

Online

Available 24 hours a day, year-round
(excluding system maintenance times)

On the Hachioji City Website

粗大ごみ インターネット Search

Or from this 2D code.



Bulky Refuse Reservation Page

Online reservations for bulky refuse are available from the menu on the official LINE account of Hachioji City.



By Phone

* The day after holidays or immediately after the start of working hours, it may be difficult to reach us by phone. Please call back at a different time or

Bulky Refuse Call Center

ナビダイヤル **0570-550-530** ここはごみゼロ

*Follow the voice prompts and select "1"

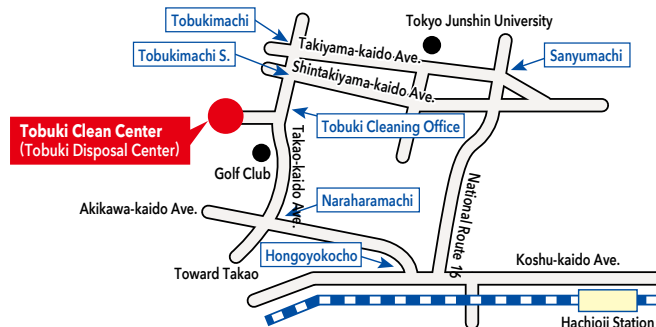
If you cannot use Navi Dial:

☎ **042-696-5377**

Hours: Monday - Friday
(Including holidays, excluding year end and New Year period)
8:30 a.m. - 5:15 p.m.
* For those with hearing or speech disabilities: Fax:042-692-0900

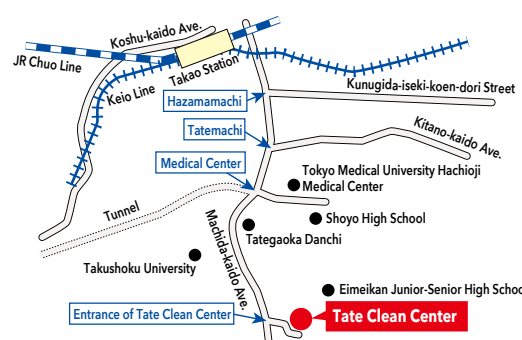
Tobuki Clean Center (Tobuki Disposal Center) (Address: Tobuki-machi 1916)

[Drop-Off Days] Monday - Friday
(Including holidays, excluding year end and New Year period)
8:30 a.m. - 4:30 p.m.



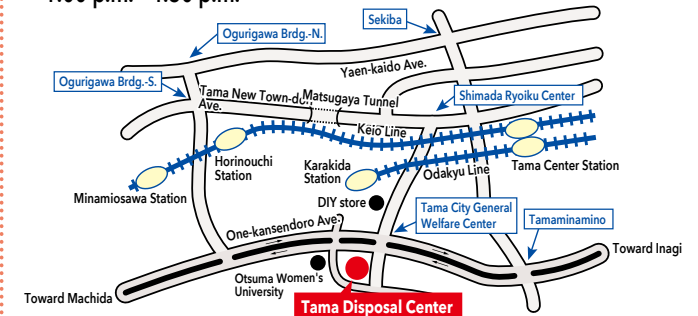
Tate Clean Center (Address: Tate-machi 2700)

[Drop-Off Days] Monday - Friday
(Including holidays, excluding year end and New Year period)
8:30 a.m. - 4:30 p.m.



Tama Disposal Center * Only for some areas (Address: Karakida 2-1-1, Tama city)


*Only for people under the jurisdiction of the Minamiosawa Refuse Collection Office (page 16)
[Drop-Off Days] Monday - Friday (excluding holidays, year end, and New Year period) and the fourth Sunday of each month
8:30 a.m. - 11:30 a.m.
1:00 p.m. - 4:30 p.m.



Items not accepted by the City (4 home appliances, computers, etc.)

4 Home appliances (Subject to the Home Appliance Recycling Law)

For details



Items Included

- Air conditioners
- Televisions (CRT, LCD, OLED, plasma types)
- Refrigerators, freezers, cooler/warmers
- Washing machines, clothes dryers

Fees

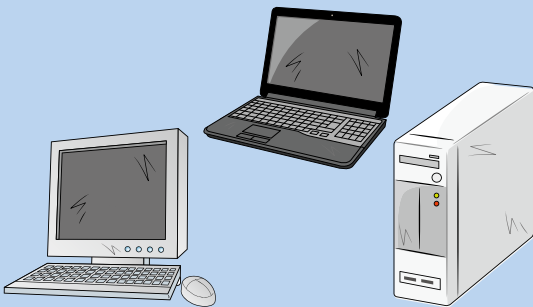
- (1) You are required to pay a recycling fee for disposal.
- (2) You may be required to pay collection and transport fees.

Disposal Method Use one of the following methods

- (1) Have them collected by the store where you bought them or where you can buy a new one.
- (2) Take it to a designated collection site. *** Transfer the recycling fee at a post office in advance.**
 - Toa Porter Line West Tokyo Branch
Address: Takakura-machi 34-1
☎042-643-6059
 - Seino Transportation Co.,Ltd. Hachioji Branch
Address: Ishikawa-machi 2968-9
☎042-642-2724
- (3) Ask a city-designated collection company to take them.
 - *Collection and transportation fees vary depending on the distance and items.**
 - Sanwa Kogyo (Kasumi-machi) ☎042-691-1805
 - Kudo Shoten (Hyo) ☎042-636-7548
 - Daiichi Shigen (Owada-machi) ☎042-644-2103
 - Nanei Sangyo (Kobiki-cho) ☎042-636-1113
 - Kankyo System Service (Yokokawa-machi) ☎042-625-8016

Computers

For details



Items Included

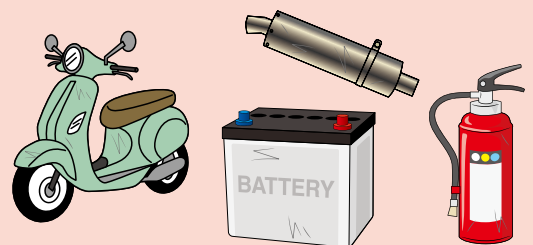
- Desktop computers
- Displays (LCD and CRT)
- Laptops

Disposal Method Use one of the following methods

- (1) Ask Renet Japan Recycle Co., Ltd.
They will collect one desktop for free per application, even if it does not have the PC recycling mark.
For more information, please see the Renet Japan Recycle Co., Ltd. website.
*** If you wish to apply by fax, the application form is available at the Refuse Reduction Control Section on the 2nd floor of City Hall and at every Citizen Division Office.**
- (2) Ask the manufacturer of the PC.
For more information, please see the PC3R Promotion Association website.
*** A fee will be charged if there is no PC recycling mark.**

Other Prohibited Items Not Listed Above

For details



These items require special disposal procedures and cannot be handled by the city's disposal facilities.
Please consult the manufacturer, the vendor, or a specialist.
For more information, please contact the Refuse General Consultation Center (page 16).

Items that Cannot Be Disposed (Main Items)

- Motorcycles, automobile parts, tires, wheels, batteries, fire extinguishers, construction materials, pianos, propane gas, etc.

Contacts

In the event of a disaster, it may not be possible to collect according to the collection calendar.
If there are any changes regarding how to dispose of refuse and recyclables, we will inform you on the city's website, etc.

Reservations, changes, and cancellations (collection and carry-in) for bulky refuse



By Phone

*Please note that you must call the bulky refuse call center to make a reservation for bulky refuse disposal.

Bulky Refuse Call Center

ナビダイヤル **0570-550-530**
(FAX:042-692-0900)

* Persons with hearing or language impairments

Follow the voice prompts and select "1"
If you cannot use Navi Dial:

☎042-696-5377

Online

(Available 24 hours a day, year-round)



About collection of refuse and recyclables

Measures to prevent illegal dumping / Pick up and collection of animal corpses



* Please contact the Tobuki Refuse Collection Office for the area (town) under the jurisdiction of the Minami-Osawa Refuse Collection Office for the collection of animal corpses.

Tobuki Refuse Collection Office

(Address: Tobuki-machi 1916)

☎042-691-2891
(FAX:042-691-7678)

Akatsuki-cho, Ishikawa-machi, Izumi-cho, Inume-machi, Utsuki-machi, Umetsubo-machi, Oya-machi, Owada-machi, Osaki-machi, Otsu-machi, Kasumi-machi, Kanoya-machi, Kamiichibukata-machi, Kami Ongata-machi, Kamikawa-machi, Kawa-machi, Kawaguchi-machi, Kiyokawa-cho, Kuboyama-cho, Komiya-machi, Sanyu-machi, Shimo Ongata-machi, Shiroyamate, Suwa-machi, Taira-machi, Dairakuji-machi, Takakura-machi, Takatsuki-machi, Takiyama-machi, Tangi-machi, Tobuki-machi, Nakanokami-cho, Nakanosanno, Nakano-machi, *Nagabusa-machi (Nagabusa Danchi only), Narahara-machi, Nishiterakata-machi, Nibukata-machi, Fujimi-cho, Maruyama-cho, Mitsui-dai, Miyashita-machi, Miyama-cho, Motohachioji-machi, Yano-machi, Yokokawa-machi, Yotsuya-machi

Tate Refuse Collection Office

(Address: Tate-machi 2700)

☎042-665-2531
(FAX:042-662-2926)

Asahi-cho, Azuma-cho, Ueno-machi, Uchikoshi-machi, Utsunuki-machi, Urataka-cho, Oiwake-cho, Ofune-machi, Oyoko-cho, Okado-machi, Katakura-machi, Kitano-machi, Kunugida-machi, Kobiki-machi, Koyasu-machi, Sanda-machi, Shin-cho, Sennin-cho, Dai-machi, Takao-machi, Tate-machi, Ta-machi, Terada-machi, Tera-machi, Tenjin-cho, Todoriki-machi, Naka-cho, *Nagabusa-machi (excluding Nagabusa Danchi), Nanakuni, Namiki-cho, Nishi Asakawa-machi, Nishi Katakura, Hazama-machi, Hachiman-cho, Hatsuzawa-machi, Higashi Asakawa-machi, Hyoe, Hiyoshi-cho, Hiraoka-cho, Hongo-cho, Hon-cho, Misaki-cho, Midori-cho, Minami Asakawa-machi, Minami Shin-cho, Minamino, Minami-cho, Myojin-cho, Mejirodai, Motohongo-cho, Motoyokoyama-cho, Yagi-cho, Yamata-machi, Yoka-machi, Yokoyama-cho, Yoro-cho

Minamiosawa Refuse Collection Office

(Address: Minamiosawa 3-20)

☎042-674-0551
(FAX:042-677-5971)

Otsuka, Kashima, Kami Yugi, Kitanodai, Kinugaoka, Koshino, Shimo Yugi, Naganuma-machi, Nakayama, Nanyodai, Higashi Nakano, Bessho, Horinouchi, Matsugaya, Matsugi, Minamiosawa, Yarimizu

How to sort and dispose of refuse and recyclables

Refuse General Consultation Center

☎042-696-5353



Refuse Sorting Dictionary



Chatbot

Request tree branches collection

The application system for wood branches ended March 31, 2025.

* Dispose up to 2 bundles of branches on burnable refuse dates.



Carrying in Animal Carcasses

Tobuki Clean Center Tate Clean Center

☎042-692-5389

(Address: Tobuki-machi 1916)

☎042-673-5632

(Address: Tate-machi 2700)

Garbage Calendar App



さんあ〜る



Published by Hachioji City
Edited by The Refuse Reduction Control Section, Resource Circulation Division

TEL : 042-620-7256

FAX : 042-626-4506

E-mail : b480100@city.hachioji.tokyo.jp



リサイクル適性

この印刷物は、印刷用の紙へリサイクルできます。